

9057FzTS

EXCAVATOR

ENGINE	OPERATING WEIGHT	GROSS POWER	BUCKET CAPACITY	MAX. DIGGING DEPTH
Yanmar 4TNV86CT-PLY	12,566 lb (5,700 kg)	48 hp (35.5 kW)	0.21 yd ³ (0.16 m ³)	11 ft 11 in (3,630 mm)



SPECIFICATIONS

ENGINE

High pressure common rail, electronically controlled direct injection fuel system with 3 power modes, auto-idle and auto-shutdown features. Emissions treatment includes cooled EGR, DOC and DPF.

Emissions rating	EPA Tier 4 Final/EU Stage V
Make	Yanmar
Model	4TNV86CT-PLY
Aspiration	Turbocharged
Charged air cooling	None
Cooling fan drive	Mechanical, direct
Displacement	128 in ³ (2.091 L)
Gross power	48 hp (35.5 kW) @ 2,400 rpm
Net power	46 hp (33.5 kW) @ 2,200 rpm
Peak torque	130 lbf-ft (176.6 N-m) @ 1,560 rpm
Cylinders	4-cylinder, in-line, water-cooled
Bore x Stroke	3.4 in x 3.5 in (86 mm x 90 mm)

HYDRAULIC SYSTEM

Main pump, type	Variable-displacement piston
Main pump, maximum flow	40 gpm (149.6 L/min)
Implement pressure	3,975 psi (27.4 MPa)
Auxiliary 1, one-way pressure	2,900 psi (20 MPa)
Auxiliary 1, two-way pressure	2,900 psi (20 MPa)
Auxiliary 1, maximum flow	20 gpm (75 L/min)
Auxiliary 2, two-way pressure	2,900 psi (20 MPa)
Auxiliary 2, maximum flow	10 gpm (37 L/min)
Slew circuit pressure	2,988 psi (20.6 MPa)
Travel circuit pressure	3,771 psi (26 MPa)
Pilot pump, type	Gear pump
Pilot circuit pressure	508-566 psi (3.5-3.9 MPa)
Pilot pump, maximum flow	4 gpm (15 L/min)

OPERATING WEIGHT

Operating weight, typical	12,566 lb (5,700 kg)
Operating weight, maximum	13,999 lb (6,350 kg)

SERVICE CAPACITIES

Fuel tank	18 gal (70 L)
Engine oil	1.7 gal (6.3 L)
Final drive, each	0.3 gal (1.3 L)
Swing drive	0.4 gal (1.5 L)
Cooling system	3.7 gal (14 L)
Hydraulic reservoir, tank	14 gal (54 L)
Hydraulic reservoir, system	16 gal (61 L)
DEF tank	None

UNDERCARRIAGE

Traction type, typical	Rubber belts, 16 in (400 mm) wide
Link pitch	5.31 in (135 mm)
Shoe width, standard	16 in (400 mm)
Bottom rollers, each side	5
Top rollers, each side	1

SWING SYSTEM

Planetary gear reduction driven by high torque axial piston motor, with oil disk brake. Swing parking brake resets within five seconds after swing controls return to neutral.	
Swing speed	9.6 rpm
Swing torque	9,588 lbf-ft (13,000 N-m)

DRIVE & BRAKES

2-speed axial piston motors with oil disk brakes. Steering controlled by two detachable hand levers with pedals.

Max. travel speed	High: 2.6 mph (4.2 km/h)
	Low: 1.5 mph (2.4 km/h)
Gradeability	30°
	58%
Max. drawbar pull	13,489 lbf (60 kN)

ELECTRIC SYSTEM

System voltage	12 V
Battery	1 x 12 V
Alternator	12 V-80 A
Starter motor	3.1 hp (2.3 kW)
	12 V

SOUND PERFORMANCE

Interior sound level (ISO 6396)	74 dB(A)
Exterior sound level (ISO 6395)	96 dB(A)

SPECIFICATIONS

A: Load radius
 B: Load point height
 C: Lifting capacity
 Cf: Rating over front
 Cs: Rating over side

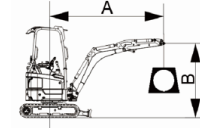


Cf



Cs

Conditions:
 Boom length: 9 ft 4 in (2,850 mm)
 Arm length: 5 ft 2 in (1,570 mm)
 Counterweight: 1,543 lb (700 kg)
 Shoes: 16 in (400 mm), rubber belts
 Bucket: 0.21 yd³ (0.16 m³)



1. *Indicates the load is limited by hydraulic capacity rather than the tipping capacity.
 2. The below loads are in compliance with the ISO 10567 lift capacity rating standard and do not exceed 87% of the hydraulic lifting capacity or 75% of the tipping load.
 3. Rating at bucket lift point.

9057FzTS

Blade down

A Reach: ft (m)

B: Height ft (m)	Weight lb kg	6.6 ft (2 m)		10 ft (3 m)		13 ft (4 m)		MAX REACH		Distance
		Cf	Cs	Cf	Cs	Cf	Cs	Cf	Cs	
10 ft 3 m	lb kg					3,225 1,466	2,037 926	2,895 1,316	1,685 766	15 ft 0 in 4.55 m
6.6 ft 2 m	lb kg					3,511 1,596	1,993 906	2,763 1,256	1,443 656	16 ft 8 in 5.08 m
3.3 ft 1 m	lb kg			5,843 2,656	2,697 1,226	4,149 1,886	1,905 866	2,807 1,276	1,333 606	17 ft 6 in 5.32 m
Ground Level	lb kg			7,163 3,256	2,499 1,136	4,721 2,146	1,795 816	2,983 1,356	1,311 596	17 ft 6 in 5.32 m
-3.3 ft -1 m	lb kg	5,029 2,286	4,347 1,976	7,251 3,296	2,433 1,106	4,897 2,226	1,751 796	3,533 1,606	1,355 616	16 ft 8 in 5.07 m

9057FzTS

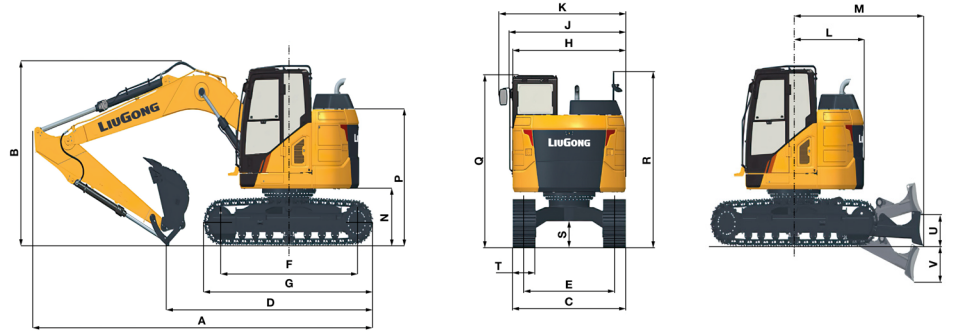
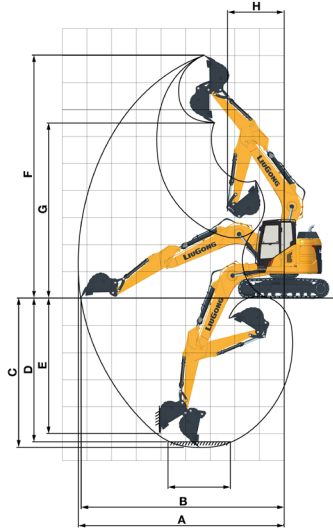
Blade up

A Reach: ft (m)

B: Height ft (m)	Weight lb kg	6.6 ft (2 m)		10 ft (3 m)		13 ft (4 m)		MAX REACH		Distance
		Cf	Cs	Cf	Cs	Cf	Cs	Cf	Cs	
10 ft 3 m	lb kg					2,785 1,266	2,037 926	2,301 1,045	1,685 766	15 ft 0 in 4.55 m
6.6 ft 2 m	lb kg					2,741 1,246	1,993 906	1,971 896	1,443 656	16 ft 8 in 5.08 m
3.3 ft 1 m	lb kg			3,907 1,776	2,697 1,226	2,631 1,196	1,905 866	1,817 826	1,333 606	17 ft 6 in 5.32 m
Ground Level	lb kg			3,687 1,676	2,499 1,136	2,543 1,156	1,795 816	1,795 816	1,311 596	17 ft 6 in 5.32 m
-3.3 ft -1 m	lb kg	5,029 2,286	4,347 1,976	3,621 1,646	2,433 1,106	2,477 1,126	1,751 796	1,883 856	1,355 616	16 ft 8 in 5.07 m

SPECIFICATIONS

DEALER INFORMATION HERE



DIMENSIONS

Description	Short Arm
Boom	9 ft 4 in (2,850 mm)
Arm options	5 ft 2 in (1,570 mm)
A Shipping length	18 ft 6 in (5,650 mm)
B Shipping height top of boom	8 ft 5 in (2,570 mm)
C Undercarriage width, standard	6 ft 5 in (1,960 mm)
D Shipping length on ground	15 ft 0 in (4,571 mm)
E Track gauge	5 ft 1 in (1,560 mm)
F Length to center of rollers	6 ft 6 in (1,990 mm)
G Track length	8 ft 3 in (2,522 mm)
H Overall width of upper structure	6 ft 3 in (1,904 mm)
J Overall width including handrail	6 ft 6 in (1,979 mm)
K Overall width including cab rearview mirror	8 ft 3 in (2,504 mm)
L Tail swing radius	3 ft 3 in (980 mm)
M Distance of swing center to blade	6 ft 9 in (2,060 mm)
N Counterweight ground clearance	2 ft 2 in (651 mm)
P Overall height of counterweight	5 ft 4 in (1,634 mm)
Q Overall height of cab	8 ft 8 in (2,634 mm)
R Overall height of platform handrail	7 ft 0 in (2,134 mm)
S Minimum ground clearance	1 ft 0 in (297 mm)
T Track shoe width	16 in (400 mm) Rubber Belt Tracks 16 in (400 mm) Steel Shoes 24 in (600 mm) Steel Shoes 24 in (600 mm) Rubber Block Shoes
U Blade, maximum height	1 ft 11 in (582 mm)
V Blade, maximum depth	1 ft 7 in (489 mm)
Blade width with 20 in (500mm) shoes	8 ft 2 in (2,490 mm)
Blade width with 24 in (600mm) shoes	8 ft 6 in (2,590 mm)

WORKING RANGES

Description	Short Arm
Boom	9 ft 4 in (2,850 mm)
Arm options	5 ft 2 in (1,570 mm)
A Max. digging reach	20 ft 3 in (6,170 mm)
B Max. digging reach at ground level	19 ft 10 in (6,040 mm)
C Max. digging depth	11 ft 10 in (3,600 mm)
D Max. digging depth 8 ft (2.4 m) level floor	9 ft 1 in (2,756 mm)
E Max. vertical wall digging depth	9 ft 2 in (2,800 mm)
F Max. digging height	18 ft 3 in (5,570 mm)
G Max. dumping height	13 ft 1 in (4,000 mm)
H Min. swing radius	8 ft 5 in (2,558 mm)
Arm digging force (ISO)	6,070 lbf (27 kN)
Bucket digging force (ISO)	9,892 lbf (44 kN)
Bucket capacity*	0.209 yd ³ (0.16 m ³)
Bucket tip radius*	33 in (850 mm)
Bucket width*	25 in (625 mm)

* Factory standard

LGNA-SS-9057FZTS-202302-ENG-US

Specifications and designs are subject to change without notice.
Machines shown may include optional equipment.

LiuGong Construction Machinery N.A., LLC.
22220 Merchants Way - Suite 100
Katy, TX 77449
USA

T: 281-579-8882
www.liugongna.com

F: 281-579-8388